



# RC SKYWING



[Home](#) / Instructions

## 89 "-91" FULL BUILD MANUAL (安装手册)

Product description

**The contact surface of glue is rough**  
(胶水接触表面打磨粗糙)





Servo installation (安装伺服舵机)





Rudder has two installation options

方向舵两种安装选择

NO;1



NO;2




**Install the lifting bracket**  
**安装起落支架**







**Engine and fuel tank installation**  
**引擎与燃料箱安装**



Schematic diagram of power interface  
电源接口示意图





Prop chasis drilling, please pay attention to the chasis and spinner and prop outlet match

桨座底盘钻孔, 请注意配合好桨和桨罩开口, 确认再打孔!



Tire support  
轮胎支撑件







**CG is in the center of the pipe(重心在管子正中心)**

This position of center of gravity is for reference only, please choose the appropriate position according to your flying habits

(此重心位置仅供参考, 请根据自己飞行习惯来选择合适自己的位置)

©2024 RC SKYWING MODEL all rights reserved