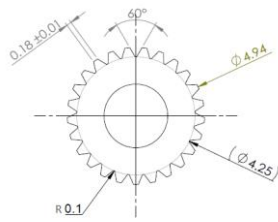
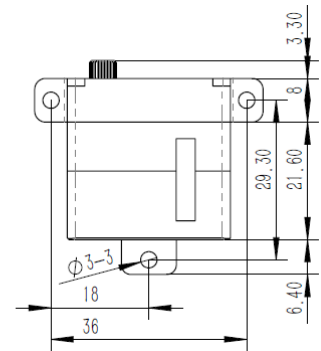
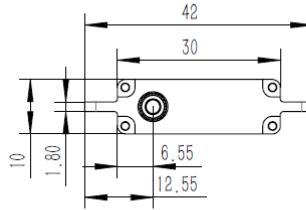


X10 Mini V8.0 Technical Specification



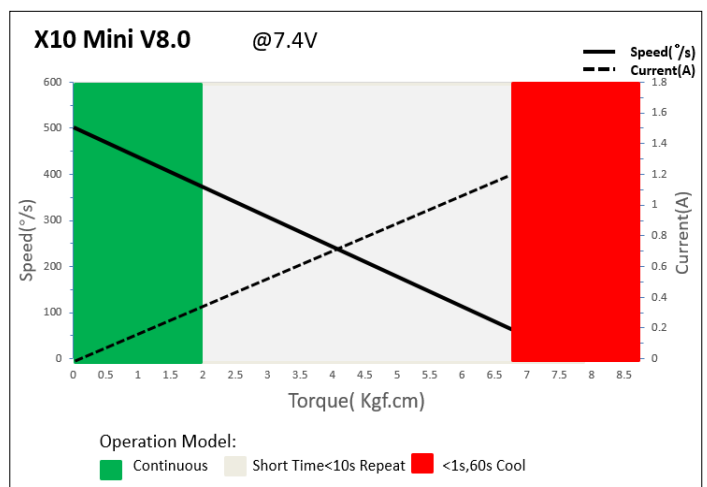
25T 5mm Output Shaft Spline



1. Operating Data

X10 Mini V8.0	
Rated Voltage	DC7.4V
Voltage Range	DC4.8V-8.4V
Torque	4.5Kgf.cm@4.8V
	5.5Kgf.cm@6.0V
	6.8Kgf.cm@7.4V
	7.5Kgf.cm@8.4V
Speed	0.16sec/60°@4.8V
	0.14sec/60°@6.0V
	0.12sec/60°@7.4V
	0.10sec/60°@8.4V
Working Frequency	1520us/333Hz
Default Travel Angle	±50° = 100° Total
Temperature Range	-10°C+65°C
Soft Start	Programmable
Programmable	Yes
Case Material	Aluminum Alloy
Motor Type	Coreless DC Motor
Gear Set Material	Hardened Steel
Position Sensor	Potentiometer
Case Dimensions	30mm*10mm*29.6mm±0.2mm
Weight	23g±10%

2. Performance



3. Command signal

PWM Command Interface

Signal Voltage	HIGH: min.3.3V, max.5.0V Low: min.0.0V, max.1.5V
Pulse Lengths	900us-2100us
Pulse Lengths for Position -50°/ 0°/+50°	1000us/1500us/2000us

4. Electrical Connection

 3 2 1	Pin Assignment			
	1	Orange	Signal	PWM Command
	2	Red	DC+	Supply Voltage
	3	Brown	DC-	Supply Ground